

&FLOW™

MOTORISED CURTAIN TRACK





MOTORISED CURTAIN TRACK

Beautiful curtains deserve a track that keeps them looking their best, whilst providing elegance, convenience, and a touch of luxury. Flow™ motorised curtain tracks provide all of this and more.

OVERVIEW

- Quiet motion with high performance
- 5 year warranty
- Widths up to 10m and curtains up to 60kg
- Choice of motors and curtain styles



SYSTEM DETAILS

Flow™ motorised curtain tracks comprise extruded aluminium track, high-quality drive belt and superior roller runners. The result is a robust track which can carry even heavy curtains effortlessly and quietly.

Tracks are available straight, curved or with angle bends. They can be configured to draw one way or split from the centre. Standard or ripple curtain heading options are offered.

Motors are available with mains or battery power. They can be controlled via hardwired or dry contact switching, or radio remote control. An RS485 digital module gives further control integration options.

USES & APPLICATIONS

Light and mood. Ambience and atmosphere. Curtains can transform a room. Flow™ motorised curtain tracks provide everything you need to automate your curtains, giving added convenience, security, and sophistication.

Save curtains from being pulled by hand, schedule curtains to open and close at times you choose, control curtains remotely, link into home automation systems. There are many good reasons to choose Flow™ motorised curtain tracks.

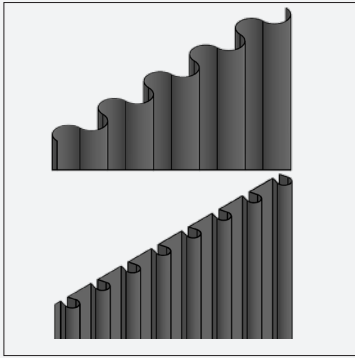
Sleek and discreet, Flow™ operates very quietly and totally safely. Curtains can be pulled by hand without damaging the motor, and the special 'pull-to-start' feature allows the motor to take over if you start pulling the curtains manually.



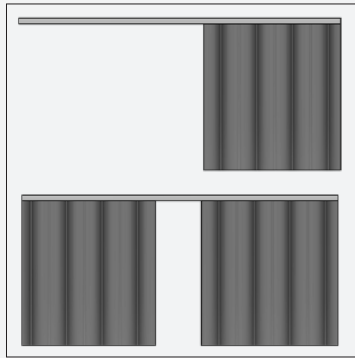
LIGHT & SHADE




CURTAIN TRACK FEATURES



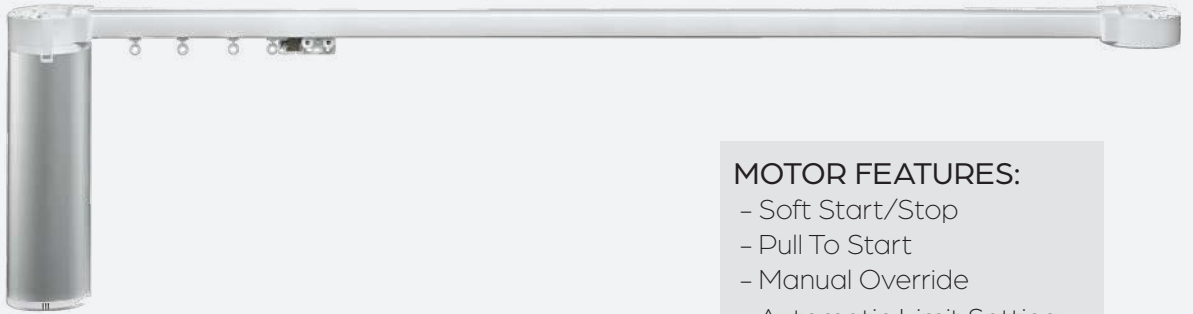
STANDARD OR RIPPLE HEADING



ONE-WAY OR SPLIT DRAW



STRAIGHT, BENT OR CURVED TRACK



MOTOR FEATURES:

- Soft Start/Stop
- Pull To Start
- Manual Override
- Automatic Limit Setting

SYSTEM SPECIFICATION

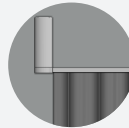
MOTOR OPTIONS

- 240v or battery powered
- Hardwired switch
- Radio remote control
- Dry contact or digital controls




MOTOR MOUNTING OPTIONS

- Mounted under track (concealed by curtain)
- Mounted above track (concealed in ceiling)
- Can be mounted at LH or RH

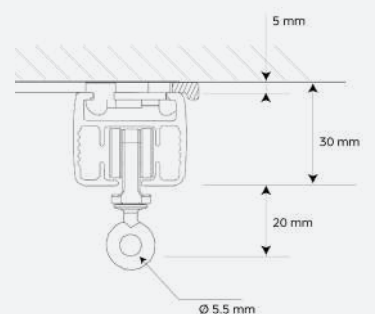
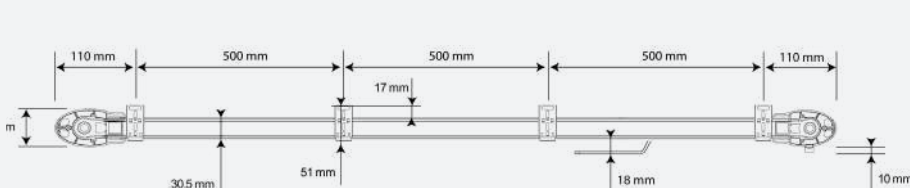


BRACKET OPTIONS

- Top-fix swivel bracket
- Top-fix one-touch bracket
- Adjustable face fix bracket



System Dimensions



UMBRA®YOU

BLIND SYSTEMS


See Systems Overview brochure for more information

ROOFLIGHT SYSTEMS

BLACKOUT SYSTEMS →

SQUARE AREA

18m²



® KUROLOK™
TWIN RL

9m²



® KUROLOK™
RL

4m²



® HELIOS™
RL

24m²



® KUROLOK™

BLACKOUT SYSTEMS

ROLLER SHADES →

14m²



® KURO™

LARGE

16m²



® HELIOS™

MEDIUM

6m²



® SIRIOS™

SMALL

3m²



® ORBIS™

FIND OUT MORE

FOR MORE SYSTEM INFO AND AUTOMATION
OPTIONS VISIT

www.umbrashading.co.uk/tools/product-selector-guide

In line with our policy of continuous product development, we reserve the right to alter specifications without notice.

UMBRA®

01792 562015

sales@umbrashading.co.uk

www.umbrashading.co.uk