



**INTRODUCTION:
TIPS AND TRICKS**



© Moomin Characters™

1

FEATURES OF EARLY LANGUAGE LEARNING




- Pronunciation
- Silent period
 - As with their mother tongue, children begin by observing the language
- Mixing languages is normal

© 2021 Playvation Ltd

2

TEACHING A FOREIGN LANGUAGE



- Use the new language as much as possible
 - Gives children a chance to experience the new language
- Using the language is more important than correct grammar
 - Correction is done through modeling – this moves the focus from the wrong answer to getting the message across
 - Making mistakes and experimenting with the language are a natural part of language learning¹
- Repetition
 - We rarely learn anything by hearing it only once – however, mechanical repetition is not the goal

¹Wells, G. (1986). The meaning makers: Children learning language and using language to learn. Portsmouth, NH: Heinemann

© 2021 Playvation Ltd

3

MAKE IT INTO A ROUTINE

- The easiest way to organize the learning: a **daily Moomin Language School time** when the children take turns using the learning application while the rest of the group does small-group activities

In our experience, it takes max two weeks for Moomin Language School to become a routine in the organization.

© 2021 Playvation Ltd

4

MAKE IT INTO A ROUTINE

	MONDAY	TUESDAY	WEDNESDAY	THURSDAY	FRIDAY
1PM - 2PM					
2PM - 3PM					

© 2021 Playvation Ltd

5

ORGANISING THE INDIVIDUAL DAILY PRACTICE

- Transitions
- Activities in small groups
- Resting time
- Free play




© 2021 Playvation Ltd

6

REMEMBER THE TIME LIMIT

For the best results, the following play times are suggested:

- 3-4-year-olds: max. 5min/day
- 5-6-year-olds: max. 10min/day
- 6+ year-olds: max. 15min/day



© 2021 Playvation Ltd

7

ORGANISING THE PLAYFUL LESSONS

- A big group can be divided
 - 2 teachers can teach the lesson at the same time
 - 1 teacher can teach the lesson twice
- Beginning of the week vs. end of the week
- Most children are present





© 2021 Playvation Ltd

8

SPACE FOR INDIVIDUAL LEARNING

- We recommend reserving a **separate space** for the daily practice
- Children can **concentrate** while there is a separate space for individual learning (hearing is an integral part of language learning)
 - **Headphones** can also help with concentration and hearing
- Keep ergonomic posture in mind





© 2021 Playvation Ltd

9

THINGS TO CONSIDER

- **Number of tablets:** We suggest having 1 tablet per 5 children.
- **Number of children:** The ideal group size is 10 children.
- **Day for the playful lesson:** The important thing is that children practice the topic first in the application, and then have the playful lesson.




© Moomin Characters™

© 2021 Playvation Ltd

10

FOOD FOR THOUGHT



1. How many children do you have taking part in the service? How many tablets do you have?
2. Who will organize the Playful Lessons? Is one teacher responsible for them, or will you take turns?
3. How are you planning to organize the daily use of the learning application?

See you in the next video!

© 2021 Playvation Ltd

11