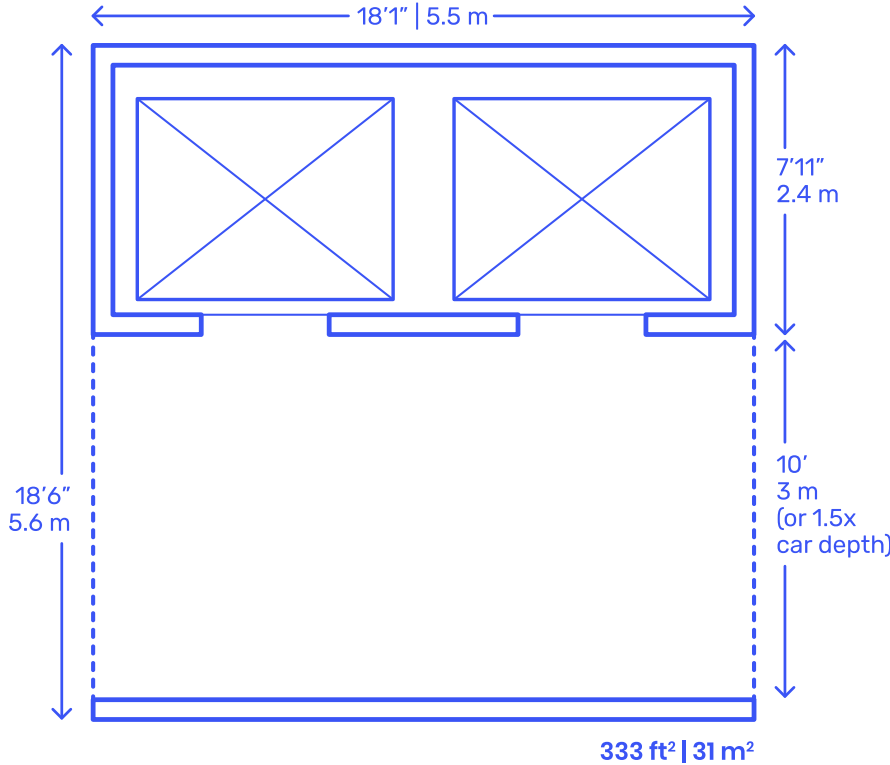




Layouts > Elevator

# Two | Double Lift Elevator Bank



Two Lift Elevator Banks are low capacity layouts used in buildings with limited occupancy loads. Based on a range of conditions including the type of project, occupancy load, and desired wait times, Two Lift Elevator Banks should be used for offices with floor areas around 90,000 ft<sup>2</sup> (8,361 m<sup>2</sup>), hotels with 150 rooms, and housing projects with 180 units.

Combining a single row of lifts and an adjacent waiting area with a clearance width of 10' (3 m), or 1.5x car depth, Two Lift Elevator Banks have typical widths of 18' (5.5 m) and depths of 18'6" (5.6 m). Two Lift Elevator Banks have overall areas around 333 ft<sup>2</sup> (31 m<sup>2</sup>).

Upgrade to Pro

## Details

- Cars | Lifts:** 2
- Width (Overall):** 18'1" | 5.5 m
- Depth (Overall):** 18'6" | 5.6 m
- Area (Overall):** 333 ft<sup>2</sup> | 31 m<sup>2</sup>
- Elevator Depth:** 7'11" | 2.4 m
- Waiting Depth:** 10' | 3 m or 1.5x car depth

Drawings include:  
Two Lift Elevator Bank layout plan

## Links

Wikipedia - Elevator

## Related Collections

ELEVATOR

## Related Tags

- CIRCULATION
- OFFICES
- HOTELS
- HOSPITALS

## Share



Text by Bryan Maddock  
Updated on April 8, 2020

You've consented to cookies

Undo

Close

## Questions

### How big is a Two Lift Elevator Bank?



### How much waiting clearance should be provided for a Two Lift Elevator Bank?

Two Lift Elevator Banks should have a waiting area clearance width of around 10' | 3 m, or 1.5x car depth.

### When is a Two Lift Elevator Bank required?

Two Lift Elevator Banks are required to satisfy the relevant project condition: 90,000 ft2 | 8,361 m2 floor area (office), 150 rooms (hotel), or 180 units (housing).

## × Elevator Questions

### What are the factors to consider when planning an elevator layout?

On top of functionality, the important factors to consider when planning an elevator layout include: safety, quality, aesthetics, capacity (especially during peak times), and the environment of building type for which the elevator is to be installed.

### How big is a common elevator?

A common residential elevator is usually 3' wide by 4' deep (.91 x 1.22 m). In compliance with ADA standards, the depth should have a minimum of 51 inches (1.30 m), width of 68 inches (1.73 m), and door width of 36 inches (.91 m). The common elevator for office buildings are 6' wide by 5' deep (1.83 x 1.53 m). The doors of the elevator are typically 4' wide (1.22 m).

### Where should elevators be located in a floor plan?

The ultimate location of elevators is dependent on the building type. In many cases, the elevators are positioned near stairwells and in the center of buildings to create a core service or circulation area. In public or commercial buildings, the elevators are located in the lobbies next to stairways. The position of this form of vertical transportation should take into consideration its accessibility and distance to be traveled by occupants.

## Downloads


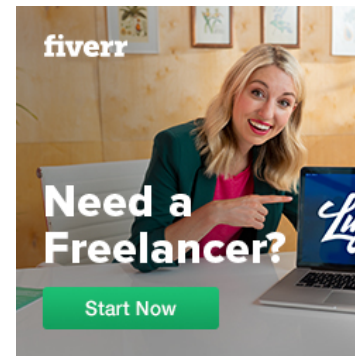
Right Click and 'Save As' to Download

DWG - Imperial (Feet)

SVG

DWG - Metric (Meters)

JPG



## Elevator

Layouts

Browse the Entire Collection

Elevators, or lifts, should be specified and arranged around a series of design factors that include: occupancy type, speed and quantity of traffic, total vertical distance to be traveled, and the desired time and speed of travel.

NAME A > Z

Eight Lift Elevator Bank



Four Lift Elevator Bank



One Lift Elevator Bank



Six Lift Elevator Bank






Three Lift Elevator Bank



Two Lift Elevator Bank





Want updates on new Dimensions content? Join our monthly newsletter!



 **Dimensions.com**

A comprehensive reference database of dimensioned drawings documenting the standard measurements and sizes of the everyday objects and spaces that make up our world. Scaled 2D drawings and 3D models available for download. Updated daily.



Dimensions is a project by Fantastic Offense

**Categories**

- Animals
- Furniture
- Transport
- Fixtures
- Sports

**Tools**

- Browse
- Tags

**Info**

- About
- Dimensions Pro



[Browse](#)

[Tags](#)

[About](#)

[Categories](#) 

[Get Pro](#)

[Login](#)

