

Sodium Hypochlorite Generator

User Manual

Thank you for choosing PWPAM products! For optimum performance and safety, please read the instructions carefully and keep this manual for future reference. If you have any question or concern regarding to our products, feel free to email us at service@pwpam.com.

All Cleaned and Disinfected with Homemade Disinfectant that Costs Next to Nothing! YES! Only with Tap Water and Common Salt!


FEATURES

- **SAFE AND ENVIRONMENTAL-FRIENDLY:** This portable generator produces sodium hypochlorite disinfectant solution in minutes only with tap water and salt as raw materials. Save your money and has no toxicity or side effects.
- **EASY TO USE:** Just fill the bottle with tap water and salt according to suggested proportion, then put the generator into the bottle, connect to the power 1A~2A. You can make a bottle of disinfectant at home in minutes.
- **EFFECTIVE :** The sterilization rate can reach 99.9% with correct proportion. The effective chlorine content concentration of the disinfectant produced by the generator is 0.01%~0.15%. The sodium hypochlorite in this concentration range can be used to disinfect or bleach, but it is very safe for users.
- **MULTIPLE APPLICATIONS:** Sodium hypochlorite solution is widely used for clothing, general object surface and patient's surrounding, floor, public, contaminant surface and more.


HOW TO USE THE GENERATOR




Add tap water and salt



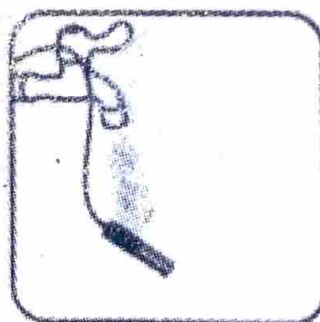
Put generator into bottle



Connect to power (2A max.)



Ready in mins. Valid for 7days



Clean and dry the generator

SUGGESTED PROPORTION OF SALT AND WATER

Salt(spoon)	Water(ml)	Working Time(min)
1	100	5-10
5	500	10-20
10	1000	15-25

The concentration of the solution may vary according to different proportion and working time.

METHODS TO USE SODIUM HYPOCHLORITE

- Immersion: Put the objects contaminated by bacterial propagates into 0.05% sodium hypochlorite for 10mins and then wipe with water.
- Wiping: Items that cannot be disinfected by immersion shall be disinfected by wiping with 0.05% sodium hypochlorite, then wipe with water.
- Spraying: Spray 0.1% sodium hypochlorite evenly on the surface of commonly contaminated articles for more than 30mins. If there is strong pungent smell after spraying, people should leave the site.

WHAT'S IN PACKAGE



Disinfectant water generator

* Rated voltage: 5V

Rated current: 1A




2 g measuring spoon * 1 pc



Instruction manual * 1p

HOW TO PROVE YOUR GENERATOR WORKS



mg/L	PH
20	0.000
50	0.000
100	0.010
300	0.030
500	0.050
1000	0.100
1500	0.150

Put the testing paper provided into the solution made by the generator, it will turn a deep mauve, which indicates the presence of sodium hypochlorite.

Please kindly note the color of the testing paper may vary according to the different concentration of the solution.

Note: If you want to know exact concentration of the solution, please purchase testing paper with measuring chart separately.

WARM TIPS

- Do not use metal container to make or store the solution.
- Input power should be no higher than 2A.
- Please seal the bottle for storage if you left some. The disinfectant solution will be valid for 7 days.
- Please dilute the solution before your use according to the methods of sodium hypochlorite mentioned in this manual. If you want to know the exact concentration, please purchase testing paper with measuring chart separately.
- Do not disassemble the product by yourself.
- The product and solution made by it must be placed out of the reach of children.

DISCLAIMERS

- The solution made by the generator is sodium hypochlorite, which is used for clothing or object surface disinfection. **No Drinking!**
- Never use sodium hypochlorite for air disinfection. Do not mix sodium hypochlorite with other detergents or disinfectants, because it will increase the concentration of chlorine in the air. Inhaling too much chlorine is harmful for human body.
- If the disinfectant enters your eyes accidentally, please wash with clean water immediately and go to a doctor soon.

WARRANTY

- **30-day refund by Amazon:** You may return most new, unopened items sold and fulfilled by Amazon within 30 days of delivery for a full refund.
- **12-month free replacement:** We will offer free replacement within 12 months of purchase if problem occurs with normal use. Any question or concern you may have, feel free to write to service@pwpam.com.

**FC CE RoHS UK
CA**

Made in China

shenzhenshishenglangkejiyouxiangongsi

Xi Xiang Jie Dao Fu Zhong Fu She Qu Hai Cheng Lu
Bai Jin Jia Ri Gong Yu 1 Dong 506, Shenzhen,
Bao An Qu, Guangdong 518102 CN

Email: service@pwpam.com