

Steering Wheel Controller | Nissan Titan & Titan XD | 849

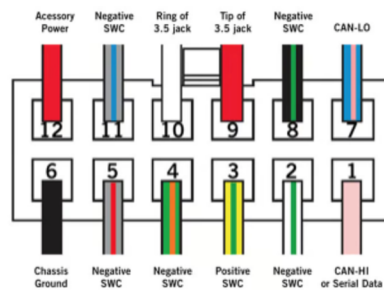
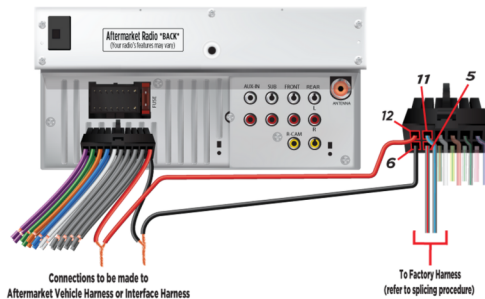
→ Vehicle Installation Instructions

The instructions below will guide you through installation of the Steering Wheel Controller in your vehicle.

Connections

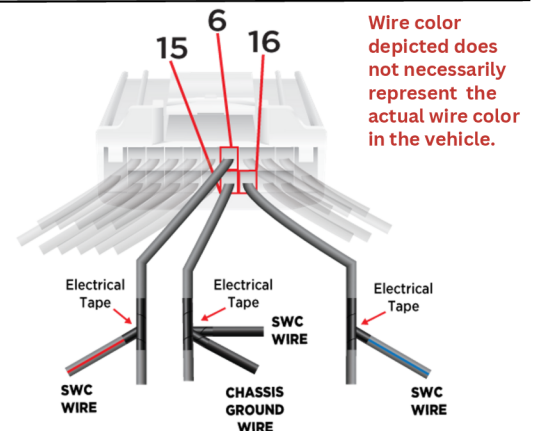
Aftermarket Radio Harness

1. Connect **Pin 6 (BLACK)** of the Steering Wheel Controller harness to the **BLACK** ground wire of the aftermarket radio.
2. **(IMPORTANT)** Connect **Pin 15** of the vehicle's radio harness to **Pin 6** of the Steering Wheel Controller harness and the **BLACK** ground wire of the aftermarket radio.
3. Connect **Pin 12** of the Steering Wheel Controller to the **RED** accessory wire of the aftermarket radio.



Vehicle Connection(s) to Factory Harness


1. Connect **Pin 11** of the Steering Wheel Controller (**GRAY/BLUE** wire) to the wire in **Pin 16** of the vehicle's radio harness.
2. Connect **Pin 5** of the Steering Wheel Controller (**GRAY/RED** wire) to **Pin 6** of the vehicle's radio harness.



SWC 3.5 Jack Connections

For radios with a 3.5mm port located on the rear, plug the male 3.5mm jack directly into the back of the radio.

1. Connect the **3.5mm Jack** to the SWC (Steering Wheel Control) input on the back of the radio.



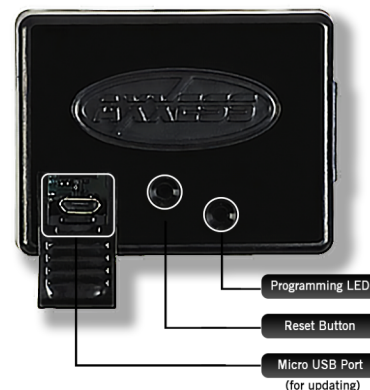
Kenwood/JVC Radios with Single SWC wire

1. Connecting the **Blue/Yellow** wire labeled **Steering Wheel Remote Input** to the **Brown** wire of the female 3.5mm jack.
2. Plug in the male 3.5mm jack into the female 3.5mm jack.



Programming the Steering Wheel Controller

In order to effectively program the Steering Wheel Controller, the aftermarket radio needs to be (or remain) completely wired. The Steering Wheel Controller harness should be wired and the (Steering Wheel Control) SWC 3.5mm Jack or SWC wiring should be connected.



IMPORTANT

The programming of the Steering Wheel Controller for this application requires a more in-depth manual process. Please refer to the full online instruction guide where you accessed this PDF for complete manual programming instructions.

You may also access these instructions directly at:

<https://support.metraonline.com/Steering Wheel Controller/aswc-troubleshooting/Steering Wheel Controller-manual-programming>