



# YOUTH LEARNING DESIGN BOOTCAMP



WEEK 04

# Final Refinement & Preparation for Learner Feedback








01

# Final Refinement





# Review and Refine Tips

## Clean Up Long Text

Reword long text to make it shorter or turn it into engagement activities.



## Test the Flow

Open your Tally course on your phone and test it.



## Test Smart Logic

Test all the logic of all the answers.



## Boost Engagement

Add a fun micro-message (“You’re halfway there 🎉” or “Here is a cat GIF for your effort so far!”).



## Thank-You Screen Upgrade


Add 1 next step: link to your website, community, or resource, feedback.



**Final step: Fill out your own form from start to finish on mobile phone.**  
If it feels smooth, friendly, and clear → you’re ready.

# Support Session

Anything you need help?



# 02

## PREPARING FOR FEEDBACK





# How to Get Learners to Join Feedback

Ahh, the tricky part...

## Keep It Super Short


Tell them upfront: “Just 3 quick questions – 30 seconds max.”


## Timing Is Everything

Put the feedback link immediately at the end

## Add a Human Reason

Even a playful badge (“Feedback Hero 🦧”) or extra fun when unlocked after the feedback.





# Quick Feedback Template

1. Was this course clear and easy to follow?

★★★★★ (1 = Not clear, 5 = Very clear)

2. Did you learn [something new] you can use right away?

Yes / Somewhat / Not really

3. One thing you liked + one thing to improve:

[Split short text boxes: “Liked” | “Improve”]

4. Would you recommend this course to a friend/peer?

☒ Yes / No





# Feedback Invitations Template

🙏 Thanks for learning with us today.

Your thoughts help us grow together – could you share one minute of feedback to guide the next step?

[Share Your Voice]

🌍 Every learner shapes this community.


Your feedback isn't just for us – it helps the next person learn better too.

[Contribute Feedback]

💌 You're part of our learning family now.

We'd love to hear your voice – it makes our courses stronger and more human.

[Add Your Thoughts]





# INDEPENDENT WORK

---

- Complete and refine the course
- Add feedback by the end of the course

# 03

## WHO WILL REVIEW YOUR COURSE



# Review Invitations Template

✨ Hey friends! I just learned how to design my very first mini-course (it only takes 5 minutes to try). It's about [insert your topic – e.g. “stress hacks” / “friendship tips” / “study habits”]. I'd love for you to check it out and tell me what you think! 💬

Your feedback means a lot – it'll help me get better at creating fun, useful learning experiences. 🙌

👉 Try it here: [link]

Thanks for supporting me on this journey ❤️



Hey 🙌 I just made my first mini-course (5–10 min) as part of a program I joined.

it's about [insert topic]. would you try it out and tell me what you think? 💬

Your feedback would really help me get better 🙏  
❤️

👉 [link]









THANK  
you

